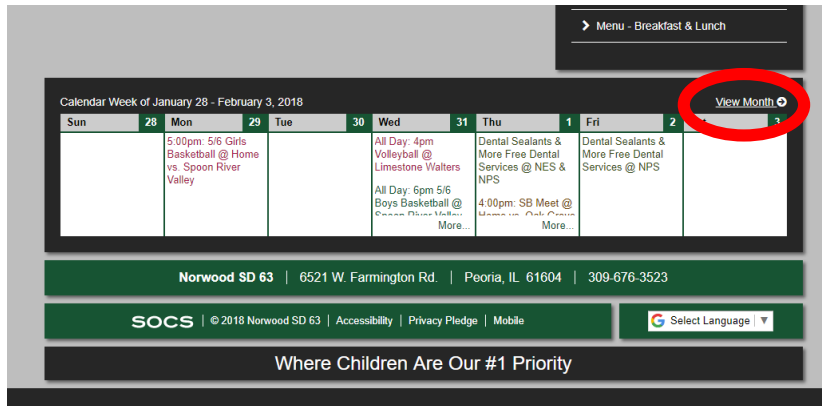
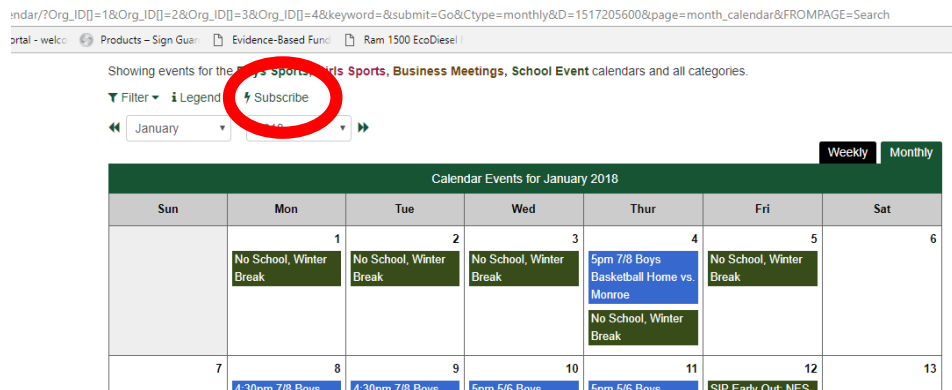


To make the school's calendar sync with Google calendar on your PC:

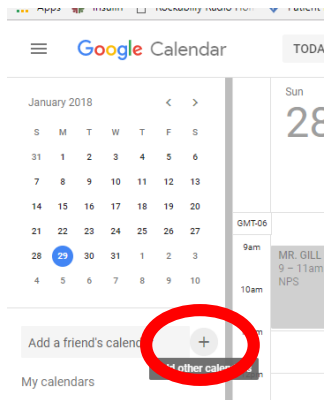
1. On the front page of the website, click "view month"



2. Right-click the "Subscribe" link and choose "Copy link address".



3. Open your Google Calendar.
4. Click the + symbol next to the text "+Add a Friend's Calendar"



5. Choose "From URL"
6. Then, when it says "URL of calendar" – right click and choose paste as plain text.
7. Click "ADD CALENDAR"